

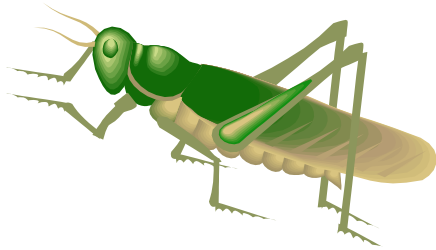






# BUG BINGO!



[www.preschoolinspirations.com](http://www.preschoolinspirations.com)

## Bug Bingo!

Who doesn't love a good game of BINGO? Well now your preschoolers and kinders can enjoy this fun game *while learning!* Bug Bingo was created to go along with the Bug Hunt Scavenger Cards.

### Instructions:

1. If you haven't already, download and print a copy of the Bug Hunt Scavenger cards on card stock.
2. Cut out the individual cards; you can laminate them for durability.
3. Print and cut out the Bug Bingo cards on card stock. There are 20 different Bug Bingo cards. You can laminate these as well.
4. Have each child select a Bug Bingo Card.
5. Gently shuffle and place the Bug Hunt cards in a pile, facedown.
6. Draw one Bug Hunt card at a time. If that Bug is found on a Bug Bingo Card, place a marker on top.
7. The first child to have 3 bugs in a row (up/down/diagonal) wins!
8. For markers: use large dried beans or pennies or checker pieces, etc. Please remember that these are all choking hazards and children should be supervised during use. Alternatively, if laminated, children can use dry erase markers to practice the Letter X on each bug found on their card.
9. Encourage children to identify the bugs or answer questions about the bug when the card is selected. For example, you can draw a Bug Hunt card from the pile and ask the children to holler out the name before they mark their Bug Bingo cards.
10. Because the Bug Bingo Cards are 3x3, the bingo games tend to be fairly quick, even if only 2 or 3 children are playing.
11. You can offer educational rewards for winners (ex. Bug stickers), or even a healthy snack (ex. One grape per child per win; this way everyone gets a treat regardless of who actually wins).


# BUG BINGO




# BUG BINGO




# BUG BINGO




# BUG BINGO




# BUG BINGO




# BUG BINGO




# BUG BINGO




# BUG BINGO




# BUG BINGO




# BUG BINGO



# BUG BINGO



# BUG BINGO







# BUG BINGO




# BUG BINGO




# BUG BINGO



# BUG BINGO




# BUG BINGO




# BUG BINGO



# BUG BINGO



# BUG BINGO



## About Marta...

I am the proud mother of 2 small-ish boys; one of which has been a bug-lover since the tender age of 3. I work part-time as a geologist for a small environmental firm in Albuquerque, NM. I am so blessed that I am able to do the majority of my work from a home office which has allowed me to stay home with my precious boys.

I would like to dedicate this Bug Bingo Game to all the amazing moms and teachers out there who dedicate their lives to the little-bittles and to my special son, Z-man, who can't wait to share his knowledge of bugs with anyone who will listen!

Unless otherwise noted, all photographs are copyrighted to Marta Wood. They can be reproduced as part of this activity for personal/individual or single classroom use. Please do not use the photos in any other manner, unless you contact me for permissions first ([geogoddess1@yahoo.com](mailto:geogoddess1@yahoo.com)).

Z-man and I hope you enjoy this bingo game! We sure do!

Blessings,  
Marta

Please remember that bugs are an integral part of our ecosystems – Z-man and I beg you not to kill bugs unnecessarily. Please remember that many bugs can cause painful bites, even if they are not poisonous. Please treat them with respect and see a physician should you suspect you have been bitten and it isn't healing.